



unit 5

IGNITION ■ FARADAY ROAD ■ SWINDON ■ SN3 5HS

CANMOOR



New Warehouse/Industrial Unit on J15 of M4 26,107 sq ft **TO LET**

- Only 2 miles from J15
- Established warehouse / industrial location
- 8m clear internal height
- B1(c), B2 & B8 uses
- Option to secure yards
- BREEAM 'Excellent'

SWINDON

ignition

FARADAY ROAD ■ SWINDON ■ SN3 5HS



DESCRIPTION

Ignition is a brand new development consisting of seven industrial/warehouse units with planning consent for B1(c), B2 and B8 uses. Unit 5 is the last remaining unit, available on a leasehold basis.



8M CLEAR
INTERNAL HEIGHT



2 LEVEL ACCESS
LOADING DOORS



ALLOCATED PARKING
SPACES



50KN/M²
FLOOR LOADING



35m
YARDS



150 KVA
POWER






HIGH QUALITY
OFFICES

SWINDON

ACCOMMODATION (GIA)

UNIT 5	SQ FT
Warehouse	23,457
Office	2,650
Total	26,107

-  Car Parking Spaces: 31
-  Level Access Doors: 2
-  Eaves height: 8m
-  Power: 150 kVA (3 Phase Power)



LOCATION

Swindon is Wiltshire's main commercial centre and benefits from excellent communication links, being situated directly off the M4 motorway at junctions 15 and 16. Swindon is well positioned to service the South West and South East markets, utilising the M4 with interconnects with the M5 and A34.

Ignition is excellently positioned to the east of Swindon, being situated off the A419 dual carriageway which provides direct access to the M4 at junction 15.

M4 J15	2 miles
M4 / A34	23 miles
Newbury	27 miles
Oxford	30 miles
Reading	38 miles
Bristol	45 miles
M25 J15	64 miles
Heathrow Airport	67 miles
Central London	80 miles

FURTHER INFORMATION

The units are available on new FRI leases. Further information, plans and specifications are available on a bespoke basis through our joint sole agents.



DEMOGRAPHICS

Average weekly pay for a full time worker in Swindon is less than the comparable figures in Bristol and the South West.

Average hourly pay (male)

SWINDON	£14.32
BRISTOL	£14.41
BATH	£15.61
CHELTENHAM	£15.73
READING	£16.88

KEY CHARACTERISTICS



GROWING WORKFORCE

Supply of labour estimated to grow by 36,000 people (subject to meeting housing target).



SKILLED LABOUR

Almost 150,000 people have appropriate skills to work within this sector.



RAPID RECRUITMENT

Swindon has a good record of being able to recruit quickly into logistics and distribution jobs.

Source: Nomis 2018 and Regeneris Consulting 2016

DTRE

020 3328 9080
www.dtre.com

Richard Harman
richard.harman@dtre.com

Alice Hampden-Smith
alice.hampden-smith@dtre.com



020 7493 4933
0117 927 6691

jll.co.uk/property

Giles Weir
giles.weir@eu.jll.com

Henry De Teissier
henry.deteissier@eu.jll.com



Paul Whitmarsh
paul@whitmarshlockhart.com
Chris Brooks
chris@whitmarshlockhart.com