

unit 1 insignia park

LUTON ROAD ■ DUNSTABLE ■ LU5 4LW

CANMOOR



New High Specification Warehouse Unit 12,803 sq ft **TO LET**



- Strategic Location
- 1.6 miles to M1 Junction 11
- 7 miles to London Luton Airport

- Fully fitted first floor offices
- 8m clear internal height
- Suitable for B8 use

- BREEAM 'very good'
- EV charging spaces

DUNSTABLE

unit 1 insignia park

LUTON ROAD ■ DUNSTABLE ■ LU5 4LW



13 CAR PARKING
SPACES



2 LEVEL ACCESS
LOADING DOORS



PROMINENTLY
LOCATED



8M CLEAR
INTERNAL HEIGHT



FULLY FITTED FIRST
FLOOR OFFICES

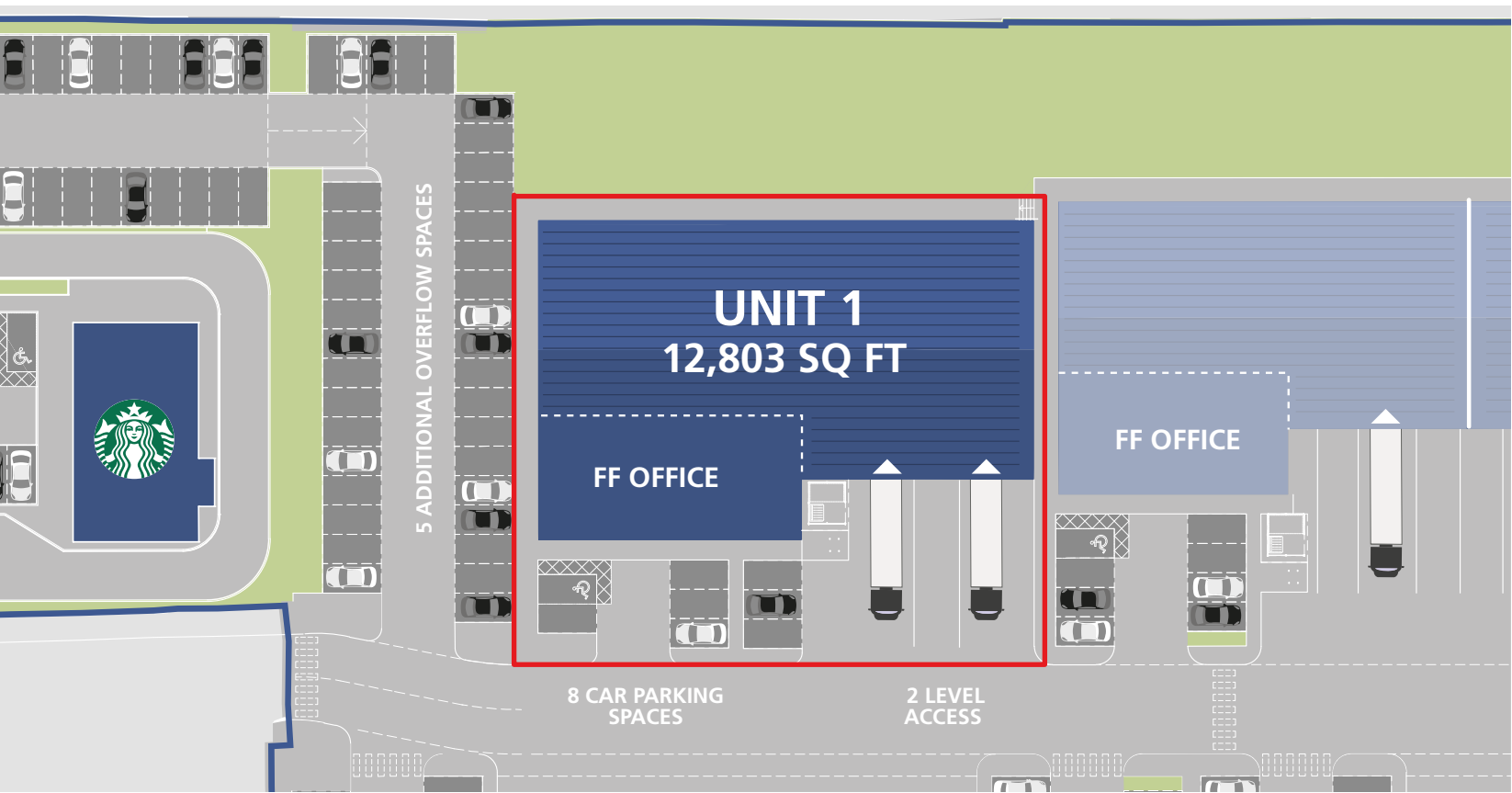


SUITABLE FOR
B8 USE



POWER SUPPLY
100 KVA

DUNSTABLE



SUSTAINABILITY

The eight new high specification units at Insignia Park have been constructed with sustainability at the forefront of development, enabling occupiers to continue operating in a more environmentally considered way.

ACCOMMODATION


GEA (GROSS EXTERNAL AREA)

Unit 1	SQ FT	SQ M
Warehouse	10,486	974.2
1st Floor Office	2,317	215.3
Total	12,803	1,189.5

Car Parking Spaces 13


BREEAM
'VERY GOOD'


EPC
RATING A17


SOLAR PV
INSTALLED


ELECTRIC VEHICLE
CHARGING POINTS


LOW ENERGY
LED LIGHTING


PIR LIGHTING CONTROLS
OFFICE & CORE AREAS


ENHANCED
HEAT PUMPS

unit 1 insignia park

LUTON ROAD ■ DUNSTABLE ■ LU5 4LW

CANMOOR

LOCATION

Insignia Park is located fronting the A505 Luton Road within an established employment area, close to the Luton to Dunstable guided busway and within 1.6 miles of junction 11 of the M1 motorway.

Insignia Park is within 4.5 miles of Luton train station and 7 miles from London Luton Airport whilst the M1/M25 intersection is within 16 miles. The development is also well located in relation to the new Woodside Link which provides direct access to junction 11a of the M1.

PLANNING

The consented scheme allows for the unit to be occupied for B8 warehouse use.

COMMUNICATIONS

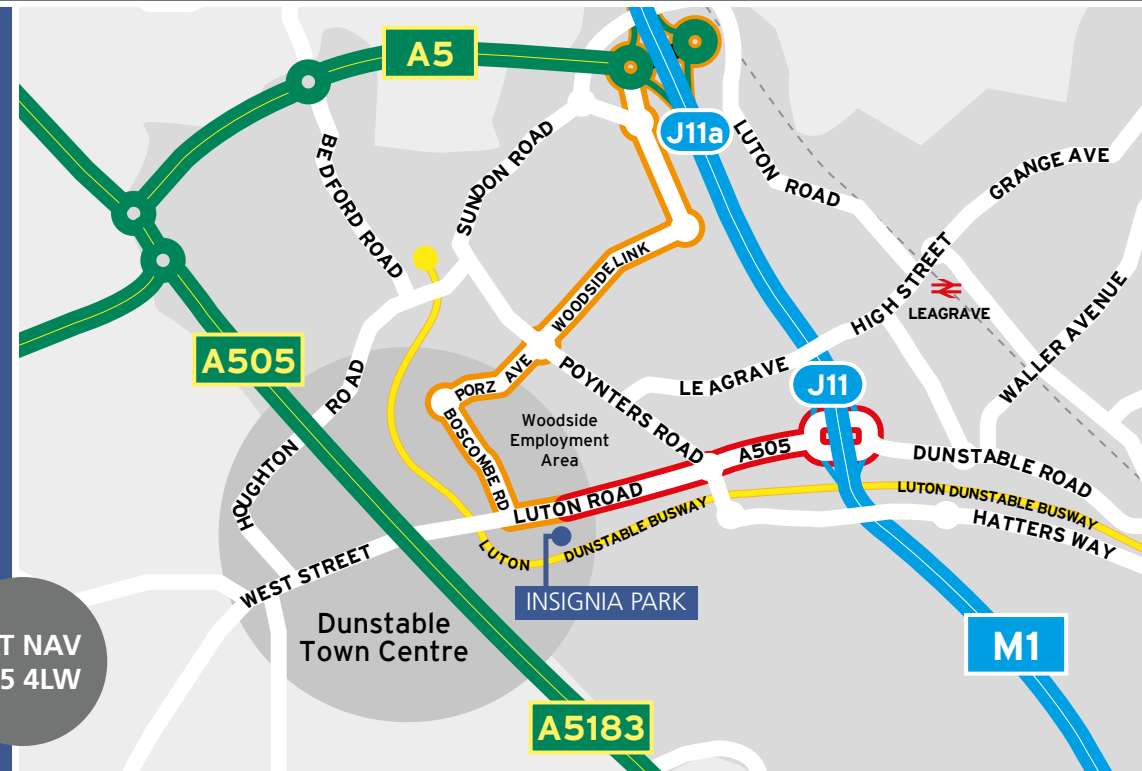
Dunstable Town Centre	1 mile
M1 J11	1.6 miles
Luton Central Rail	4.5 miles
Luton Airport	7 miles
M25 Motorway	16 miles
Central London	36 miles
London Heathrow Airport	38 miles

RATEABLE VALUE

The property has a Rateable Value of £90,000 in the 2023 Rating List

TERMS

The unit is immediately available on a new FRI lease.



17.5% of employee jobs are in manufacturing, transport and storage.



M1/A5 Link and Woodside Link.



Close proximity to London Luton Airport and Luton mainline station.



Full time gross weekly pay is 5% lower than the national average.

FURTHER INFORMATION

For further information or availability please contact the joint agents.



James Saxby
james.saxby@jll.com
Katy Kenealy
katy.kenealy@jll.com



Lloyd Spencer
lspencer@adroitrealestate.co.uk
Dan Jackson
djackson@adroitrealestate.co.uk